

Fixed Income Report
Indian Debt Market Update
(13-Apr-2018)

Key Policy Rates:

<u>CRR</u>	4.00 %
<u>SLR</u>	19.50 %
<u>Repo Rate</u>	6.00 %
<u>Reverse Repo Rate</u>	5.75 %

Key Market Highlights:



GSEC - 10yr benchmark closed at **7.4308%** vs. previous day close of **7.4676%**. The benchmark yield opened at **7.4946%** and touched a high of **7.4205%** and a low of **7.5225%** before closing at **7.4308%**.



CURRENCY - Rupee closed at **65.2875** vs. yesterday's close at **65.3575**. Rupee opened at **65.3525** went to a high of **65.4175** and touched a low of **65.2625**.



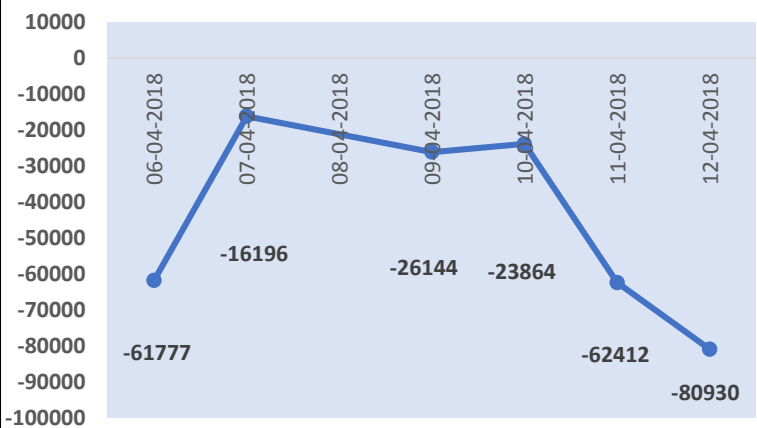
EQUITY - The market ended on a **positive** note today. **BSE Sensex** gain **91.52** points or (**▲ 0.27%**) to close at **34,192.65**. **Nifty 50** gain **21.95** points or (**▲ 0.21%**) to close at **10,480.60**.



COMMODITY - Gold was seen trading at **Rs.31,002/10gm**, while silver was seen trading at **Rs. 38,668/kg** & **Nymex crude** was seen trading around at **Rs. 66.36/barrel**.

Debt Market Update

Net LAF



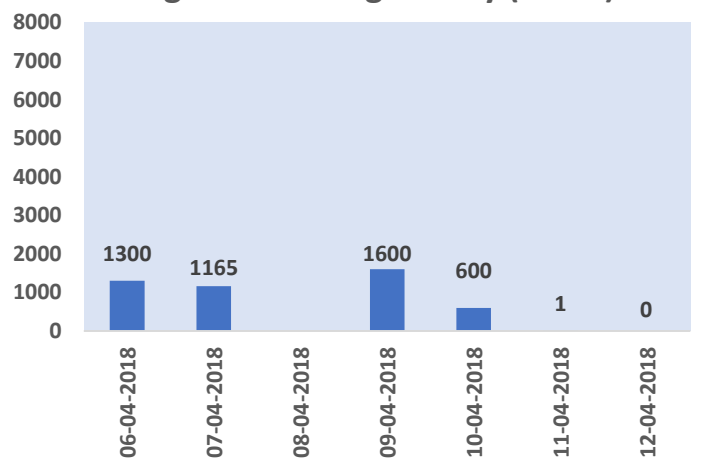
Money Market

Instruments	13-04-18	Previous	Change
MIBOR (%)	6.00	6.00	-
Call Money (%)	5.85	5.80	0.05
Call Money Volume (In Crs)	22101.54	12989.84	9111.70
CBLO (%)	5.00	5.77	-0.77
CBLO Volume (In Crs)	69058.50	106351.90	-37293.40

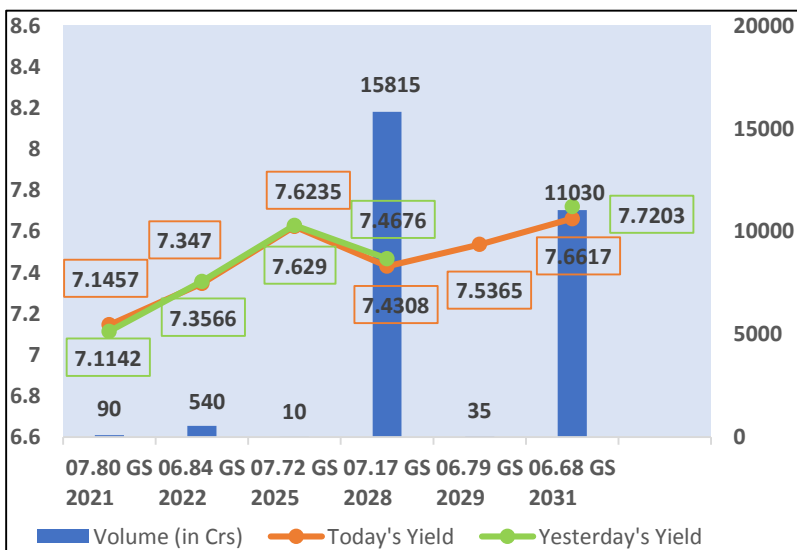
Money Market

Instruments	13-04-18	Previous	Change
Marginal standing facility (12th Apr in Crs)	0.00	1.00	-1.00
91 day T-bill %	-	-	-
182 day T-bill %	-	-	-
364 day T-bill%	-	-	-
Repo (in Crs)	11503.00	2760.00	8743.00
Reverse repo (12th Apr in Crs)	83690.00	66222.00	17468.00

Marginal Standing Facility (in Crs)



G- SEC YEILD CURVE



G- SEC

Instruments	13-04-18	Previous	Change
07.80 GS 2021	7.1457	7.1142	0.0315
06.84 GS 2022	7.3470	7.3566	-0.0096
07.72 GS 2025	7.6235	7.6290	-0.0055
07.17 GS 2028	7.4308	7.4676	-0.0368
06.79 GS 2029	7.5365	-	-
06.68 GS 2031	7.6617	7.7203	-0.0586

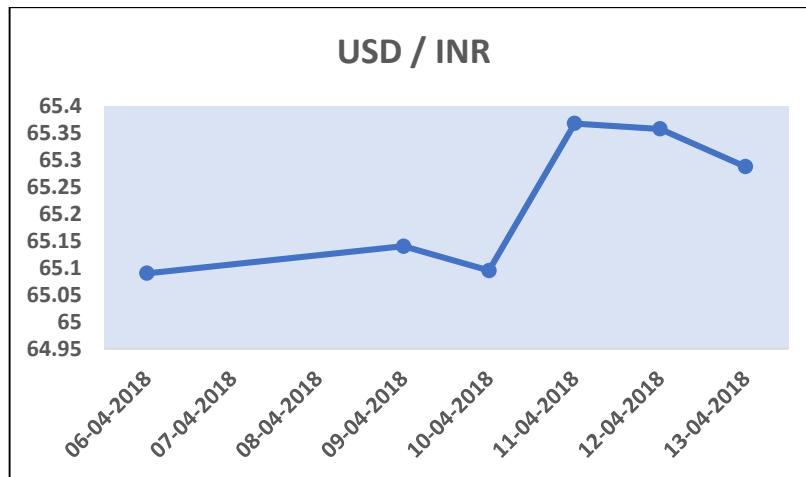
Commodity & Currency Market Update

Commodities

Instruments	13-04-18	Previous	Change
Brent Crude	71.97	72.02	-0.05
NYMEX Crude	67.05	67.07	-0.02
Gold	31002.00	31355.00	-353.00
Silver	38668.00	39181.00	-513.00

Currencies

Instruments	13-04-18	Previous	Change
USD/INR	65.2875	65.3575	-0.0700
EUR/INR	80.4450	80.7125	-0.2700
GBP/INR	93.0750	92.7950	0.2800
JPY/INR	60.6700	61.0200	-0.3500



Equity Market Update

Indices

Indices	13-04-18	Previous	Change
S&P BSE Sensex	34192.65	34101.13	91.52
Nifty 50	10480.60	10458.65	21.95
S&P BSE Mid Cap	16677.76	16600.67	77.09
S&P BSE Small Cap	17981.99	17934.83	47.16

Macro-Economic Updates

Indicators	Current	Previous	Year Ago
GDP (Q3 FY' 18)	7.20%	6.50%	6.80%
WPI (Feb 18)	2.48%	2.84%	5.51%
CPI (Feb 18)	4.44%	5.07%	3.65%
IIP (Jan 18)	7.50%	7.10%	3.00%
CAD (Q3 FY' 18)	-13.50%	-7.20%	-8.00%
Fiscal Deficit (% of GDP)	3.50	-	3.90

Mutual Fund & FII / FPI Inflows

MF Inflows (Rs. Crs) (As on 11/04/2018)

	Purchase	Sale	Net
Equity	107.17	113.58	-6.41
Debt	1489.61	1549.15	-59.54

FII/FPI Inflows (Rs. Crs) (As on 11/04/2018)

	Purchase	Sale	Net
Equity	4824.49	4380.52	443.97
Debt	468.77	1836.24	-1367.47

Primary Issuances

Commercial Papers

Issuer	Rate (%)	Issuer	Rate (%)
Reliance Industries Ltd (82D)	6.8798	Gruh Finance Ltd (68D)	6.6399
Arvind Ltd (54D)	6.70	TATA Cleantech Capital Ltd (168D)	7.50
Kribhco Fertilisers Ltd (90D)	6.92	Hero Fincorp Ltd (77D)	6.9101
Magma Fincorp Ltd (91D)	7.4303	HT Media Ltd (75D)	6.50
TATA Motors Ltd (73D)	6.5399	Dewan Housing Finance Corporation Ltd (60D)	6.7002
Sundaram Finance Ltd (89D)	6.95	TATA Motors Ltd (359D)	6.5498
IIFL Wealth Finance Ltd (91D)	7.70	Aditya Birla Fashion And Retail Ltd (60D)	6.52
Blue Star Ltd (60D)	6.6001	Bajaj Finance Ltd (364D)	7.55
Blue Star Ltd (14D)	6.68	Smartchem Technologies Ltd (60D)	7.02
Time Technoplast Ltd (77D)	8.25	KEC International Ltd (62D)	6.58

Certificate of Deposit

Issuer	Rate (%)	Issuer	Rate (%)
Vijaya Bank (01 Jun)	6.37	Axis Bank Ltd (31 May)	6.4102
IDFC Bank Ltd (09 May)	6.5003	ICICI Bank Ltd (02 May)	6.3991
HDFC Bank Ltd (28 May)	6.4101	Punjab And Sindh Bank (30 May)	6.3797
Small Industries Development Bank of India (22 Jan 19)	7.2899	Indusind Bank Ltd (30 May)	6.4002
Yes Bank (14 Mar)	7.34	Andhra Bank (25 Jun)	6.3999
Kotak Mahindra Bank Ltd (24 May)	6.3199	The South Indian Bank Ltd (23 May)	6.3002
Union Bank of India (24 May)	6.3397	Indian Bank (21 May)	6.7117

Disclaimer: This document has been prepared by Kaizen Partners and is meant for the recipient for use as intended and not for circulation. The information contained herein is from the public domain, company published data or sources believed to be reliable. The information published is analyzed by the respective analyst publishing the report. The data contained herein doesn't represent any view that is intended to influence any decision making by the person reading the content of this report. Kaizen Partners does not guarantee the accuracy, adequacy or completeness of any Data in the Report and is not responsible for any errors or omissions or for the results obtained from the use of such Data. Kaizen Partners and its group companies have presence in other parts of the world. Kaizen Partners is a unit of Kaizen Dharti Biz Ventures & Advisory Pvt Ltd.

Kaizen Partners

Hyde Park, 5th Floor, Office No. 504, Saki-Vihar Road, Andheri (East), Mumbai – 400 072
 Telephone: – +91 22 4520 6666 | Web: - www.kaizenpartners.in | Email: - info@kaizenpartners.in